

That's what we did, that's what we do, and keep on doing.

"We started 175 years ago.
Since then, it started to evolve.
We have grown to know fire.

Mastering the elements, building our knowledge,
continuously innovating.

The burning desire to push things forward.
We use our knowledge from the past, to look ahead.

We know the elements are shifting.
Storm, whirlwinds and earthquakes made us wiser.

Energy efficiency and mood are key.
Making our products sustainable and future proof.
Turning water into fire.
Using light to set the mood.

The fuel might change
but we always keep one thing on our mind.
We tell stories, and we connect people.

That's what we did, that's what we do
and that's what we will keep on doing in the future."

Fire by
faber





Around a fire stories just keep coming

Together around the fire, familiar, comfortable. A good glass of wine, some nice music, the warmth around you, the light of the dancing flames. The stories come automatically. About what happened to you during the day, developments at work, news from friends and family. The stories from your past and your big dreams for the future. Things you don't usually share with others but that come so easily now, enveloped by warmth and trust. That's what a fire does for people! Traditionally, fires were lit to keep the outside world at a distance. It's why a fire creates an atmosphere of intimacy and contact, where you listen to each other's stories.

A fire connects

Around a fire you share your holiday experiences with your friends, you tell your children a bedtime story, and you share your most intimate feelings with your loved one. A look is all you need, and together you enjoy peaceful silence, gazing at the flames, because you don't need words to understand each other. The fire of love, where better than in front of an open fire? That is where you experience your most beautiful moments and when you take time for each other. That is where you share your stories, full of passion and full of fire.

That is where you share your stories, full of passion and full of fire.





Faber means **175 years of quality**

The connective and soothing effect of an open fire is our passion. We are always looking for the best and most beautiful solutions, because we want our connoisseurs to enjoy an astonishing flame effect. We strive for the same warmth and urge for quality in our contact with those around us. Our fires have been developed and produced in the Netherlands for devotees all over the world for more than 175 years. Today, Faber is part of the Irish family business Glen Dimplex, market leader in top-quality ambient electric fires. A strong and trusted combination, with a pure origin!

Faber's 'fire makers' are driven to produce the most beautiful ambient fires. Rooted in log fires, leading in gas fires and in the vanguard of fires with new fuels, such as (bio)propane, electricity or a hybrid form. With pure craftsmanship, knowledge and advanced technology, Faber is responsible for discoveries and patents that have become standard in the world of fires today, and for the future. Take our latest electric e-MatriX and e-BoX models for example, with their low-energy, zero emission fire produced thanks to a unique combination of cold water mist and state-of-the-art LED lighting. Or the MatriX Hybrid fires, in which LED technology enables up to 60% reduction in gas consumption and related heat production. This makes Faber a market leader in the transition to sustainable and future-proof ambient fires. Patented discoveries which are proof that the 'making' of beautiful and responsible ambient fires is in our DNA. And our pride and passion!

In other words: 'making' ambient fires is part of Faber's DNA, And our pride and passion!

A main advantage of an electric fire,
no chimney required!



A Faber fire


to suit your needs?

Faber offers a wide range of fires, in many different models and finishes. So you can always find a fire in keeping with your lifestyle and wishes. We'll be pleased to help. Using our selection guide on the Faber website for example. This will help you find the best Faber fire for your needs, in simple steps.

Choose the format



e-MatriX
Mood fires
800/500



e-MatriX
Mood fires
800/650




e-MatriX
Linear fires
1050/400



e-MatriX
Linear fires
1300/400



e-MatriX fires
800/500

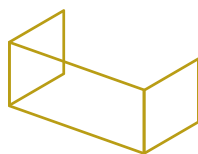


e-MatriX fires
800/650



e-BoX
1000/450

Choose the model




3-Sided



2-Sided



1-Sided



See-through



Room divider

Choose from the various options

Decoration

There are various options for fires, depending on your choice of model. In the Mood fires, Linear and e-BoX, you are free to choose your favourite decoration.

Log set



Acrylic Ice



White Pebble



Lighting

In the e-MatriX Mood and Linear fires, you can add bottom and/or top lighting.

Top light



Bottom light



Top & Bottom light



The options available per fire are given at the end of the brochure.



e-MatriX:

Astonishing fire... from water

Modern houses generally need very little additional heat. A log fire is often not an option or is undesirable. Building without gas is a current topic. We increasingly live in urban areas, where flue gases cannot always be discharged. The unique properties of the Faber e-MatriX make it possible to enrich your home with a splendid fire!

The fire experience is down to a combination of rising cold water mist and special LED lights. You can even hear the crackling sound of a fire. Always different, fascinating and convincing... Just what you expect from a real log fire, but without the traditional limitations!

Inspirational and 'future-proof'

You don't need a gas connection, a flue-gas pipe or heat-resistant insulation. Emissions are nil too. Building regulations for using a gas or log fire do not apply, making it much easier to build in than gas or log fires, while creating space for ground-breaking design. These fires can be incorporated pretty much anywhere at all!

What about the energy consumption? Minimal! Without the optional heat function, the energy consumption of the e-MatriX is comparable to ordinary room lighting. The (tap) water consumption remains limited to just a few litres per 24 hours when in use.

The distinctive (e-)MatriX series has won numerous international awards.



e-MatriX Burner

Fascinating and responsible

The astonishing flame effect of the e-MatriX is down to a combination of rising cold water mist and low-energy (LED) lights, with no odour or smoke and therefore 100% sustainable. The result is sheer enjoyment: a playful, three-dimensional fire effect that moves up from the softly glowing embers between the logs to the top of the fire. The flame height is fully adjustable. You can even hear the sound of a crackling fire. An ultra-thin flexible water hose and a regular socket are all that's needed for the connection. A unique way of enjoying a 'log' fire, developed by Faber.

Wonderful heat in front of the fire

Are you sitting near the fire and you'd like to feel the radiating warmth? The e-MatriX is fitted with a compact, silent (additional) heating unit, that is incorporated invisibly in the fire. When you want, a warm air flow comes your way through the glass. A sensation that makes the experience even more complete. This additional heating unit has a capacity of maximum 2 kW and a thermostat function. The controls are integrated in the remote control and in the Faber app. Giving you optimum control of the heat from your fire at all times.



Mood lighting

Extra ambience, at any moment

Our optional Mood lighting lifts the flames effect of the e-MatriX to a level previously unknown. The newly developed LED light optics of this option provide dynamic lighting, both under the entire ember bed and throughout the interior of the fireplace. The light intensity, movement and even colours can all be adjusted to suit your mood. This option gives a strikingly warmer and even more natural look to the flames and glowing effect, while also enhancing your view of the interior, even without 'flames'. All the options can be quite simply adjusted via your Faber app, to suit your atmosphere, mood or style. Or simply choose one of the pre-programmed settings. This option truly enhances the look of your fireplace, and really should be a part of your experience. Available for all Mood and Linear Fires.



The Faber app

For perfect control

The Faber app gives you complete control of your (e-)MatriX fire, 'simply' via your own smartphone or tablet. All fire functions and settings, from flame height to ember lighting (optional) or the standard electric additional heating feature. Or create your own personal setting and save it as your favourite! All using a Bluetooth connection, therefore completely secure. The Faber App also tracks the usage history and service needs and can register when maintenance is required. This information helps the Faber specialist to carry out maintenance more efficiently. And so your fire always stays in tiptop condition.





e-MatriX
MOOD

e-MatriX Mood Fires

The frameless design, fascinating flames, the broad and lifelike wooden decoration and the embers (option) of the electric e-MatriX Mood all combine to give a superbly rich and full looking fire that is permanently fascinating. A future-proof alternative for an authentic fireplace, with pioneering features: truly three-dimensional flames, safe, low-energy, without gas, emissions or a chimney. The atmosphere is infinitely adjustable thanks to the Faber app or the remote control. And so the e-MatriX Mood can be used and is allowed almost anywhere. Conscious and responsible enjoyment!



e-MatriX
MOOD

MOOD FIRE

e-MatriX | 800/500

Model also available in gas and (bio) propane versions





MOOD FIRE

e-MatriX | 800/500 I

Model	Front model
Burner	e-MatriX Burner
Exterior dim. WxHxD in mm	878 x 858 x 535
Fire display WxHxD in mm	800 x 500
Decoration (option)	Log set White Pebbles Acrylic Ice
Interior	Back wall smooth steel
Heating element	Yes
Capacity (kW)	2.0 (kW)

Options:

Non-reflective glass	Bottom light
Black glass back wall	Wall bracket
Top light	



MOOD FIRE

e-MatriX | 800/500 II

Model	Two-sided model
Burner	e-MatriX Burner
Exterior dim. WxHxD in mm	940 x 858 x 535
Fire display WxHxD in mm	824 x 500 x 351
Decoration (option)	Log set White pebbles Acrylic Ice
Interior	Back wall smooth steel
Heating element	Yes
Capacity (kW)	2.0 (kW)

Options:

Non-reflective glass	Bottom light
Black glass back wall	Wall bracket
Top light	



MOOD FIRE

e-MatriX | 800/500 III

Model	Three-sided model
Burner	e-MatriX Burner
Exterior dim. WxHxD in mm	1001 x 858 x 535
Fire display WxHxD in mm	847 x 500 x 351
Decoration (option)	Log set White pebbles Acrylic Ice
Interior	Back wall smooth steel
Heating element	Yes
Capacity (kW)	2.0 (kW)

Options:

Non-reflective glass	Bottom light
Black glass back wall	Wall bracket
Top light	



e-MatriX
MOOD

MOOD FIRE

e-MatriX | 800/500

Model also available in gas and (bio) propane versions





MOOD FIRE

e-MatriX | 800/500 RD

Model	Room divider
Burner	e-MatriX Burner
Exterior dim. WxHxD in mm	1012 x 870 x 553
Fire display WxHxD in mm	820 x 500 x 396
Decoration (option)	Log set White Pebbles Acrylic Ice
Interior	Back wall smooth steel
Heating element	Yes
Capacity (kW)	2.0 (kW)

Options:

Non-reflective glass	Top light
Black glass back wall	Bottom light



MOOD FIRE

e-MatriX | 800/500 ST

Model	See-through
Burner	e-MatriX Burner
Exterior dim. WxHxD in mm	956 x 870 x 549
Fire display WxHxD in mm	800 x 500
Decoration (option)	Log set White pebbles Acrylic Ice
Interior	Back wall smooth steel
Heating element	Yes
Capacity (kW)	2.0 (kW)

Options:

Non-reflective glass	Top light
Black glass back wall	Bottom light

For more information, please take a look at the website: www.faberfires.com



e-MatriX
MOOD

MOOD FIRE

e-MatriX | 800/650

Model also available in gas and (bio) propane versions





MOOD FIRE

e-MatriX | 800/650 I

Model	Front model
Burner	e-MatriX Burner
Exterior dim. WxHxD in mm	878 x 1008 x 535
Fire display WxHxD in mm	800 x 650
Decoration (option)	Log set White Pebbles Acrylic Ice
Interior	Back wall smooth steel
Heating element	Yes
Capacity (kW)	2.0 (kW)

Options:

Non-reflective glass	Bottom light
Black glass back wall	Wall bracket
Top light	



MOOD FIRE

e-MatriX | 800/650 II

Model	Two-sided model
Burner	e-MatriX Burner
Exterior dim. WxHxD in mm	940 x 1008 x 535
Fire display WxHxD in mm	824 x 650 x 351
Decoration (option)	Log set White pebbles Acrylic Ice
Interior	Back wall smooth steel
Heating element	Yes
Capacity (kW)	2.0 (kW)

Options:

Non-reflective glass	Bottom light
Black glass back wall	Wall bracket
Top light	



MOOD FIRE

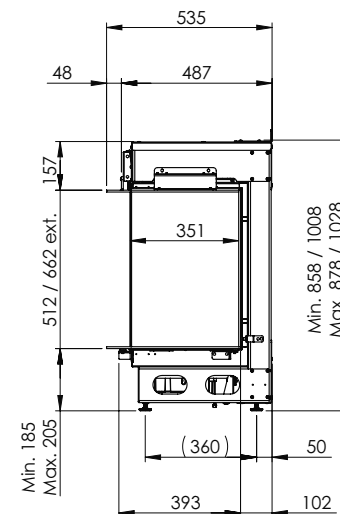
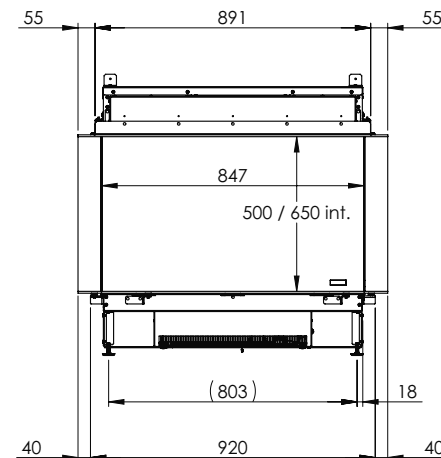
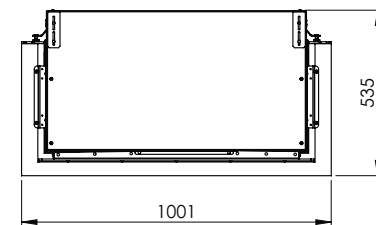
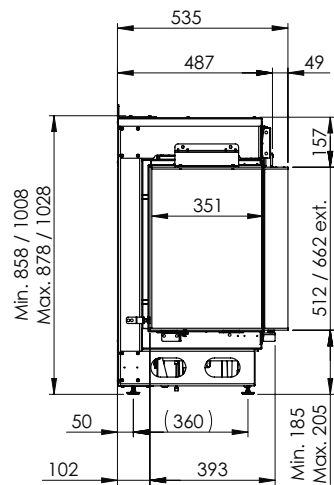
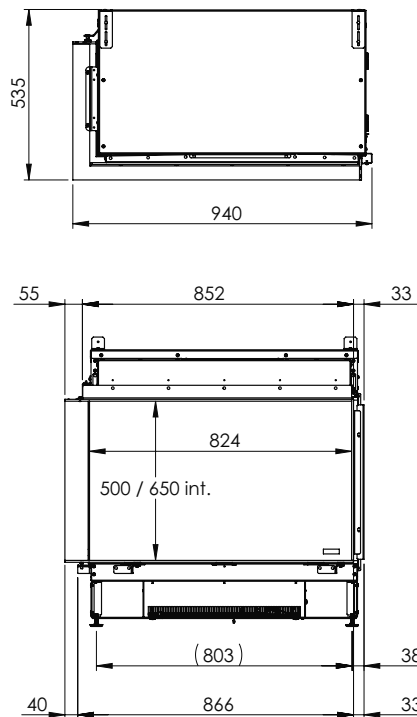
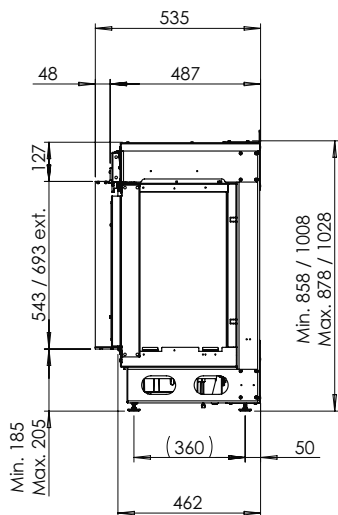
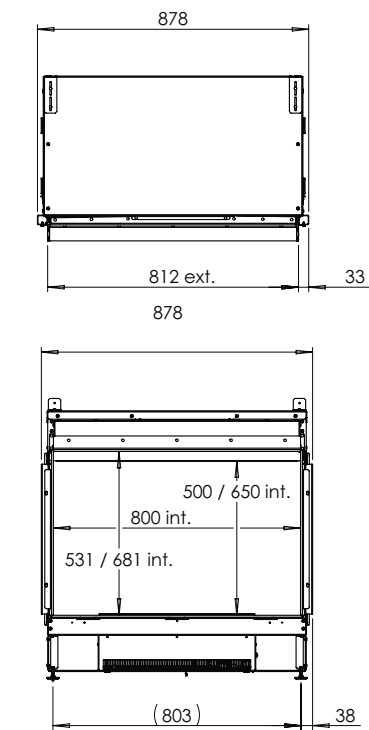
e-MatriX | 800/650 III

Model	Three-sided model
Burner	e-MatriX Burner
Exterior dim. WxHxD in mm	1001 x 1008 x 535
Fire display WxHxD in mm	847 x 650 x 351
Decoration (option)	Log set White pebbles Acrylic Ice
Interior	Back wall smooth steel
Heating element	Yes
Capacity (kW)	2.0 (kW)

Options:

Non-reflective glass	Bottom light
Black glass back wall	Wall bracket
Top light	

Line drawings **e-MatriX** | Mood



e-MatriX | 800/500 I

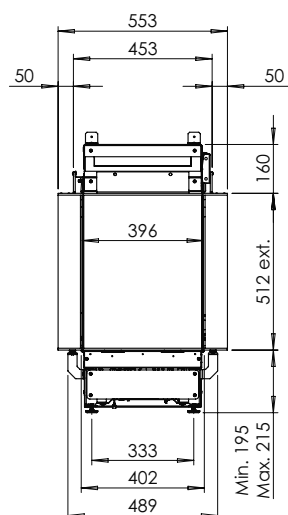
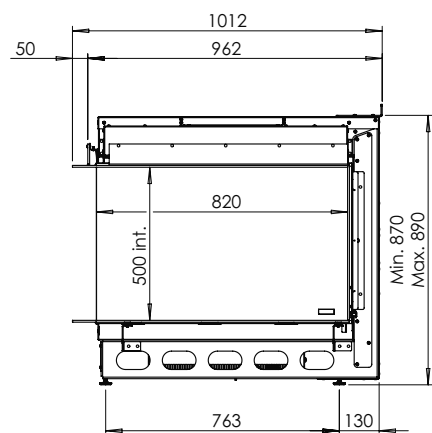
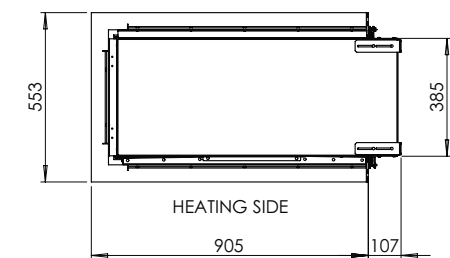
e-MatriX | 800/650 I

e-MatriX | 800/500 II

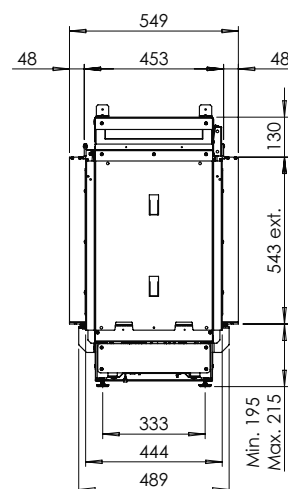
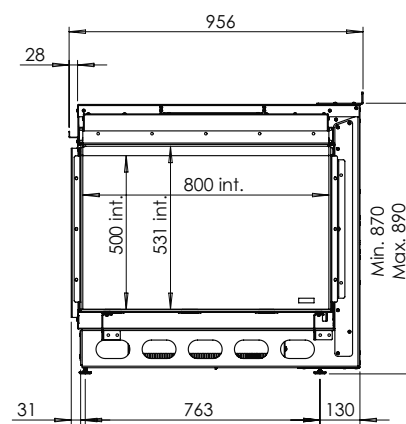
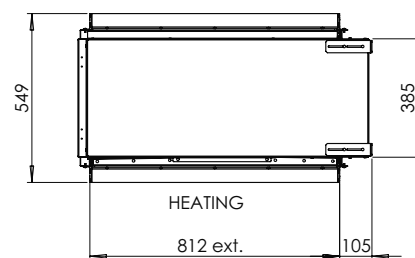
e-MatriX | 800/650 II

e-MatriX | 800/500 III

e-MatriX | 800/650 III



e-MatriX | 800/500 RD



e-MatriX | 800/500 ST





e-MatriX



e-MatriX Linear Fires

The low and stretched design of our Linear fires provides a surprisingly stylish way of showcasing the unique flames, decoration and glowing embers (option). Or would a stone or crystal fireplace decoration better suit your interior? Those are also options! The modern design, along with the lack of a chimney and gas connection offer unique freedom for striking yet at the same time sustainable interior design.



e-MatriX
LINEAR

Interior decoration style

Brutal Boheme

This minimalist style gives a sense of tranquillity and wellness. What an elegant and aesthetic combination. The e-MatriX linear allows you to create various moods to suit your interior.

LINEAR FIRE

e-MatriX | 1050/400

Model also available in gas and (bio) propane versions





LINEAR FIRE

e-MatriX | 1050/400 I

Model	Front model
Burner	e-MatriX Burner
Exterior dim. WxHxD in mm	1128 x 755 x 537
Fire display WxHxD in mm	1050 x 400
Decoration (option)	Log set White pebbles Acrylic Ice
Interior	Back wall smooth steel
Heating element	Yes
Capacity (kW)	2.0 (kW)

Options:

Non-reflective glass	Bottom light
Black glass back wall	Wall bracket
Top light	



LINEAR FIRE

e-MatriX | 1050/400 II

Model	Two-sided model
Burner	e-MatriX Burner
Exterior dim. WxHxD in mm	1190 x 755 x 537
Fire display WxHxD in mm	1074 x 400 x 351
Decoration (option)	Log set White pebbles Acrylic Ice
Interior	Back wall smooth steel
Heating element	Yes
Capacity (kW)	2.0 (kW)

Options:

Non-reflective glass	Bottom light
Black glass back wall	Wall bracket
Top light	



LINEAR FIRE

e-MatriX | 1050/400 III

Model	Three-sided model
Burner	e-MatriX Burner
Exterior dim. WxHxD in mm	1251 x 755 x 537
Fire display WxHxD in mm	1097 x 400 x 351
Decoration (option)	Log set White pebbles Acrylic Ice
Interior	Back wall smooth steel
Heating element	Yes
Capacity (kW)	2.0 (kW)

Options:

Non-reflective glass	Bottom light
Black glass back wall	Wall bracket
Top light	



e-MatriX
LINEAR

Interior decoration style

Retro Rêve

This romantic and charming style evokes that nostalgic feeling. Subtle and powdery mood colours can be chosen for the e-MatriX linear to blend it into this interior style.

LINEAR FIRE

e-MatriX | 1300/400

Model also available in gas and (bio) propane versions





LINEAR FIRE

e-MatriX | 1300/400 I

Model	Front model
Burner	e-MatriX Burner
Exterior dim. WxHxD in mm	1378 x 755 x 537
Fire display WxHxD in mm	1300 x 400
Decoration (option)	Log set White pebbles Acrylic Ice
Interior	Back wall smooth steel
Heating element	Yes
Capacity (kW)	2.0 (kW)

Options:

Non-reflective glass	Bottom light
Black glass back wall	Wall bracket
Top light	



LINEAR FIRE

e-MatriX | 1300/400 II

Model	Two-sided model
Burner	e-MatriX Burner
Exterior dim. WxHxD in mm	1440 x 755 x 537
Fire display WxHxD in mm	1324 x 400 x 351
Decoration (option)	Log set White pebbles Acrylic Ice
Interior	Back wall smooth steel
Heating element	Yes
Capacity (kW)	2.0 (kW)

Options:

Non-reflective glass	Bottom light
Black glass back wall	Wall bracket
Top light	



LINEAR FIRE

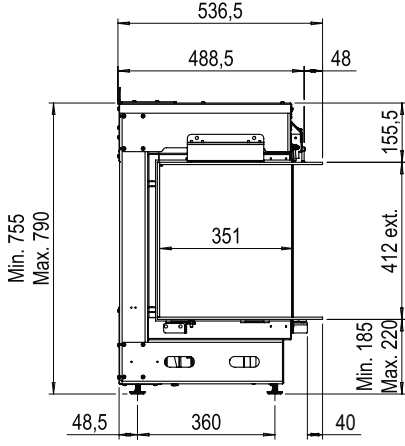
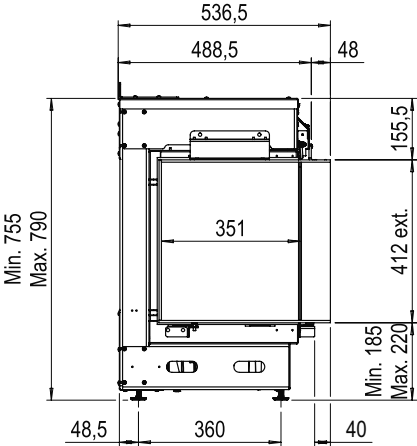
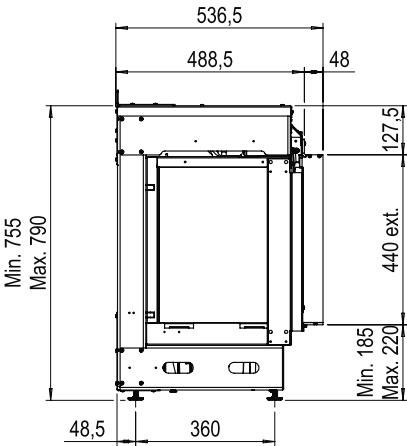
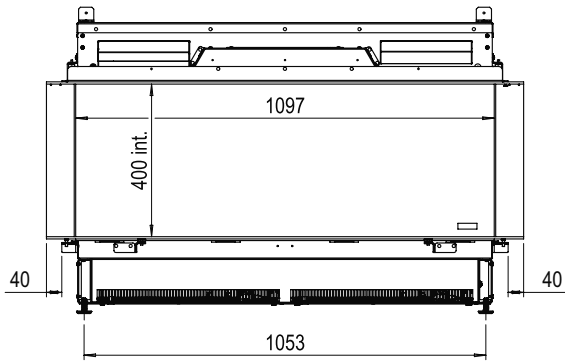
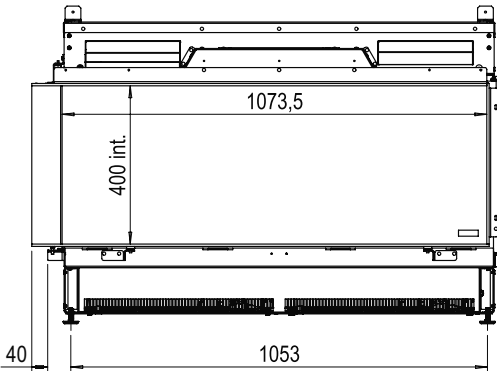
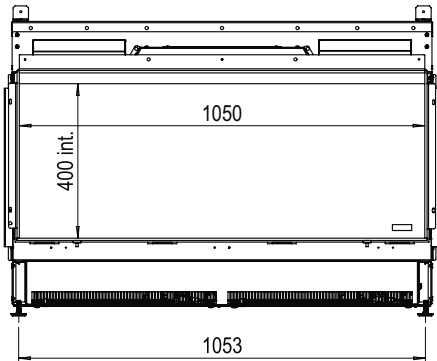
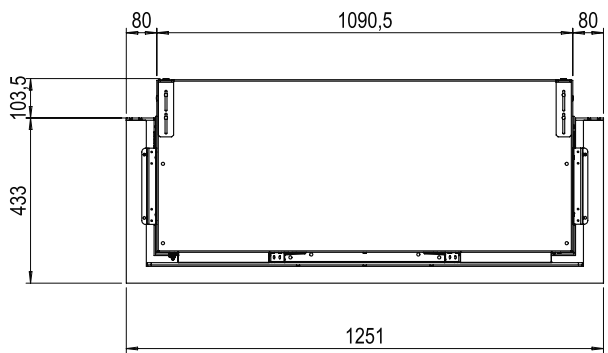
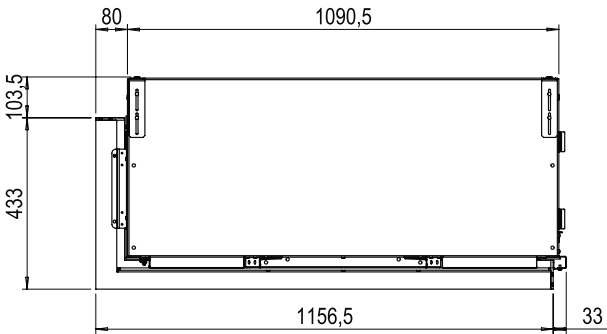

e-MatriX | 1300/400 III

Model	Three-sided model
Burner	e-MatriX Burner
Exterior dim. WxHxD in mm	1501 x 755 x 537
Fire display WxHxD in mm	1377 x 400 x 351
Decoration (option)	Log set White pebbles Acrylic Ice
Interior	Back wall smooth steel
Heating element	Yes
Capacity (kW)	2.0 (kW)

Options:

Non-reflective glass	Bottom light
Black glass back wall	Wall bracket
Top light	

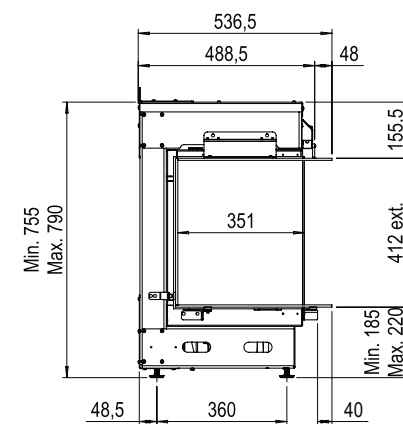
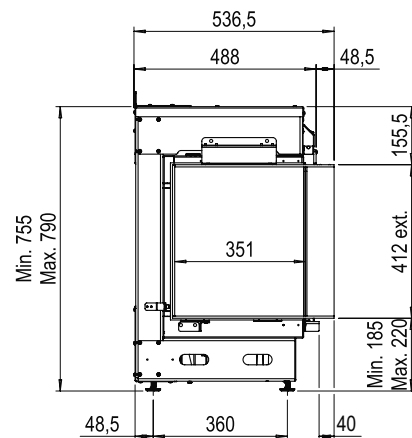
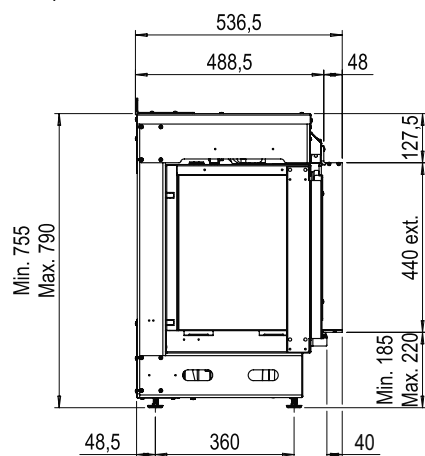
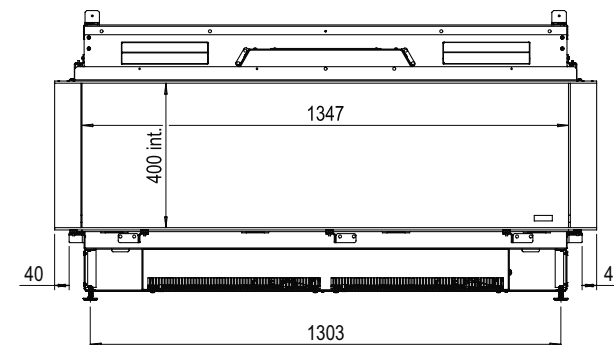
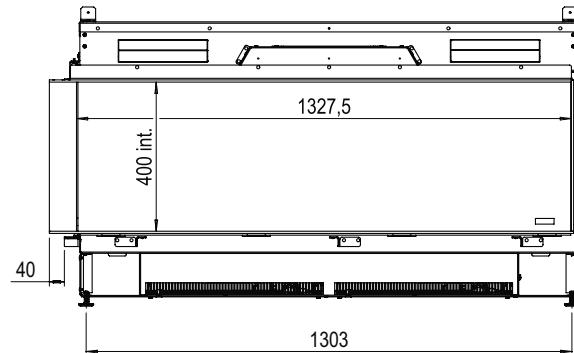
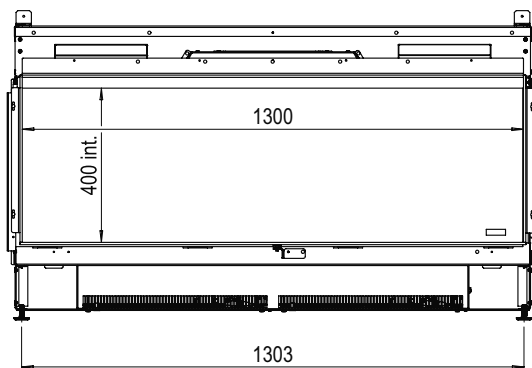
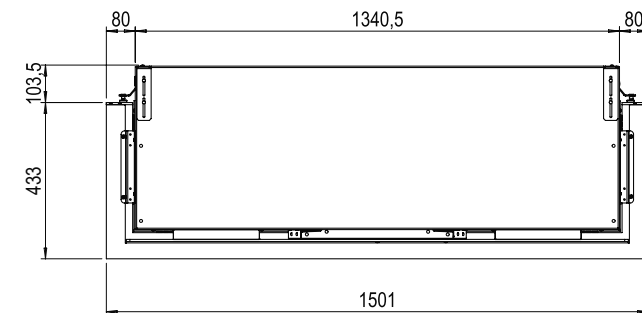
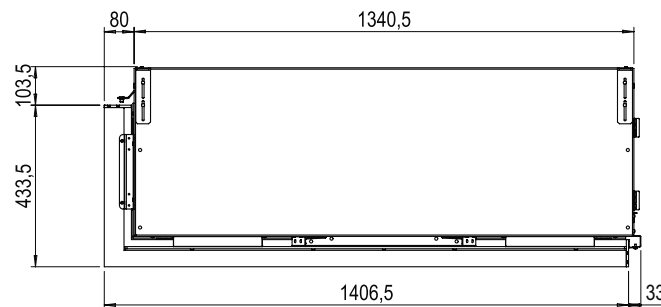
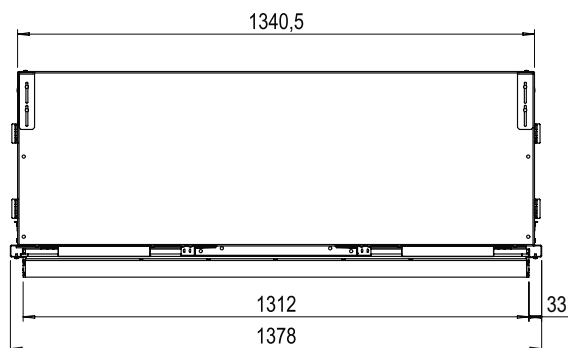
Line drawings **e-MatriX** | Linear



e-MatriX | 1050/400 I

e-MatriX | 1050/400 II

e-MatriX | 1050/400 III



e-MatriX | 1300/400 I

e-MatriX | 1300/400 II

e-MatriX | 1300/400 III





e-MatriX

e-MatriX

With its characteristic upright wooden decoration and rosily glowing embers, the e-MatriX whisks you away to long camp-fire evenings, but without any of the disadvantages, and with 100% dreamy atmosphere. A beautiful and conscious alternative choice, which can also be installed almost anywhere. An ambient fireplace which adds value to your home in every possible way ... and enhances your life.



e-MatriX

Interior decoration style

Vital Vibe

This contemporary, urban style brings outdoor life into the home, with natural wood, graphical minimalism and an abundance of greenery. An environmentally aware and relaxed way of life where you feel at home straightaway.

e-MatriX | 800/500

Model also available in gas and (bio) propane versions





e-MatriX | 800/500 I

Model	Front model
Burner	e-MatriX Burner
Exterior dim. WxHxD in mm	878 x 823 x 537
Fire display WxHxD in mm	800 x 500
Decoration	Log set
Interior	Back wall smooth steel
Heating element	Yes
Capacity (kW)	2(kW)



e-MatriX | 800/500 II

Model	Two-sided model
Burner	e-MatriX Burner
Exterior dim. WxHxD in mm	940 x 823 x 537
Fire display WxHxD in mm	824 x 500 x 351
Decoration	Log set
Interior	Back wall smooth steel
Heating element	Yes
Capacity (kW)	2(kW)



e-MatriX | 800/500 III

Model	Three-sided model
Burner	e-MatriX Burner
Exterior dim. WxHxD in mm	1001 x 823 x 537
Fire display WxHxD in mm	847 x 500 x 351
Decoration	Log set
Interior	Back wall smooth steel
Heating element	Yes
Capacity (kW)	2(kW)



e-MatriX

Interior decoration style

Delicate Desire

This contemporary style is characteristically modern with pure lines and geometric shapes. Lots of light, with powdery colours, warm and light fabrics, and a feel for nature.

e-MatriX | 800/500

Model also available in gas and (bio) propane versions





e-MatriX | 800/500 RD

Model	Room divider
Burner	e-MatriX Burner
Exterior dim. WxHxD in mm	1010 x 835 x 549
Fire display WxHxD in mm	822 x 500 x 396
Decoration	Log set
Interior	Back wall smooth steel
Heating element	Yes
Capacity (kW)	2(kW)



e-MatriX | 800/500 ST

Model	See-through
Burner	e-MatriX Burner
Exterior dim. WxHxD in mm	956 x 835 x 548
Fire display WxHxD in mm	800 x 500
Decoration	Log set
Interior	Back wall smooth steel
Heating element	Yes
Capacity (kW)	2(kW)



e-MatriX

e-MatriX | 800/650

Model also available in gas and (bio) propane versions





e-MatriX | 800/650 I

Model	Front model
Burner	e-MatriX Burner
Exterior dim. WxHxD in mm	878 x 973 x 537
Fire display WxHxD in mm	800 x 650
Decoration	Log set
Interior	Back wall smooth steel
Heating element	Yes
Capacity (kW)	2(kW)



e-MatriX | 800/650 II

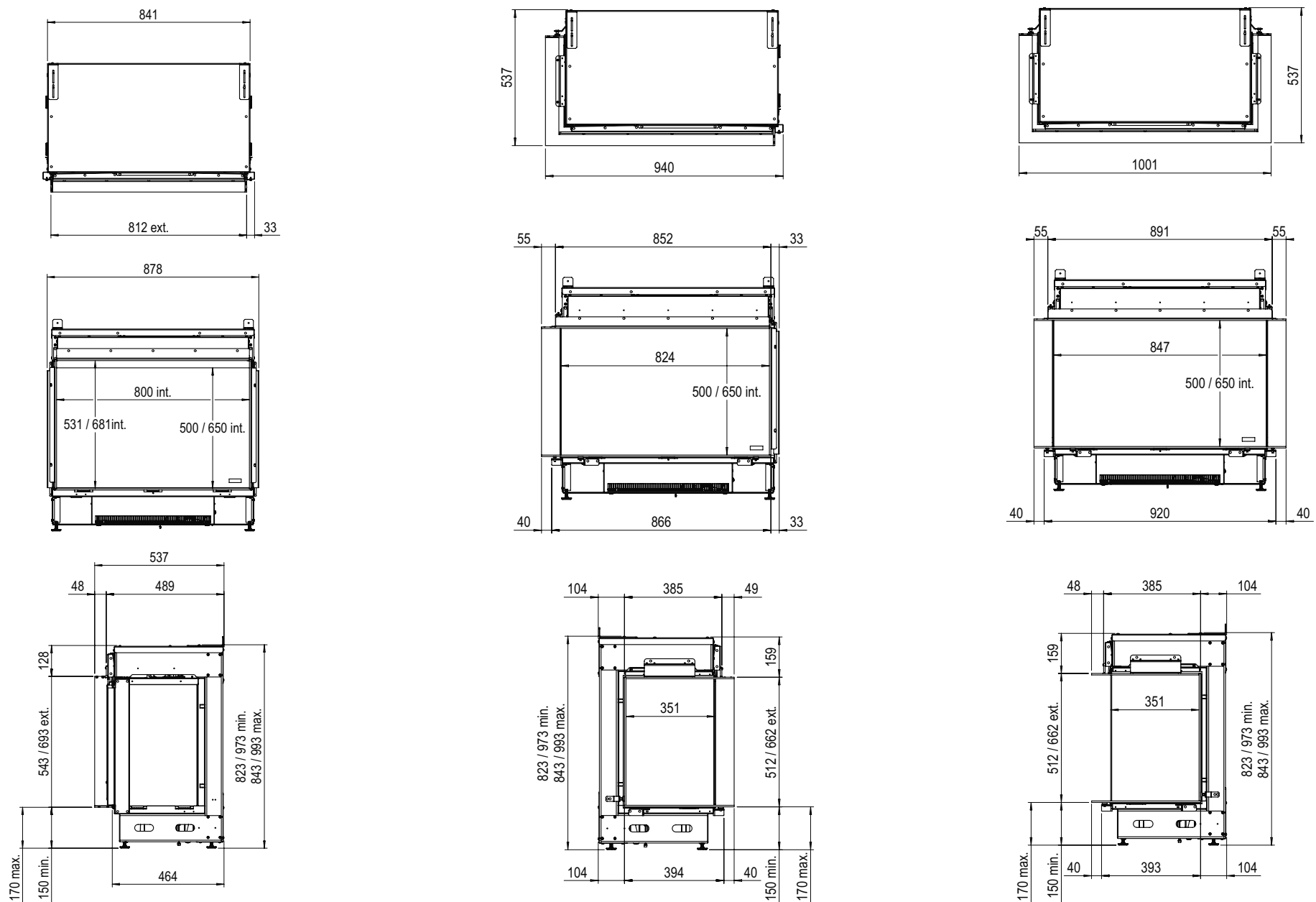
Model	Two-sided model
Burner	e-MatriX Burner
Exterior dim. WxHxD in mm	940 x 973 x 537
Fire display WxHxD in mm	824 x 650 x 351
Decoration	Log set
Interior	Back wall smooth steel
Heating element	Yes
Capacity (kW)	2(kW)

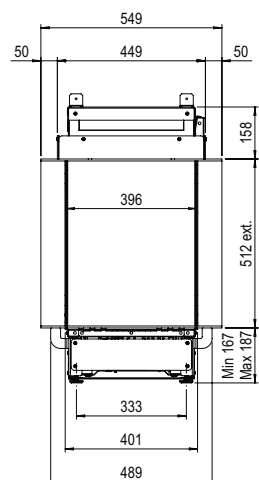
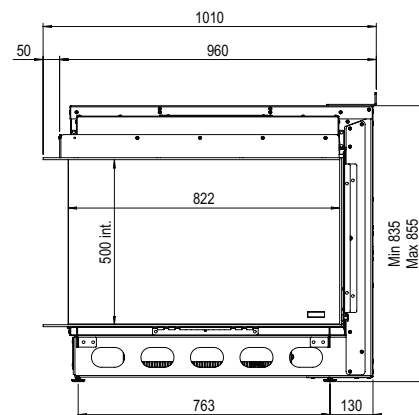
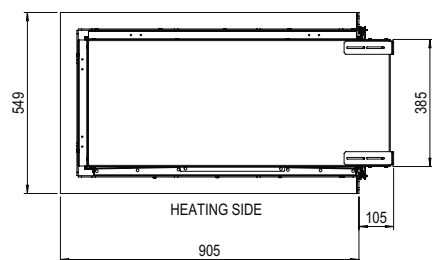


e-MatriX | 800/650 III

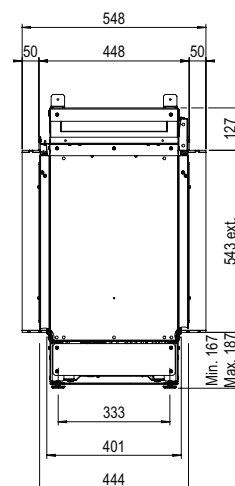
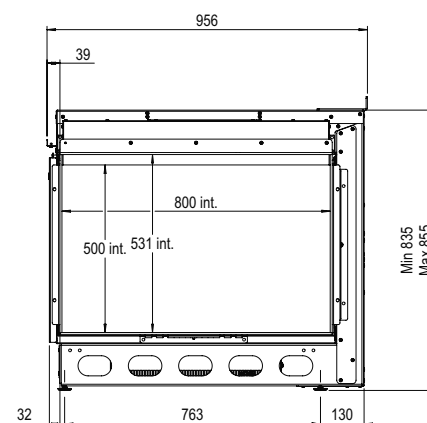
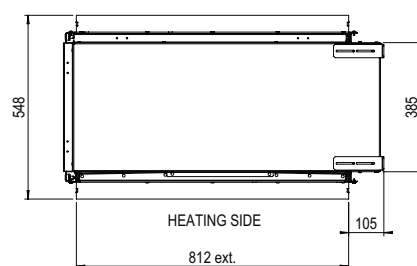
Model	Three-sided model
Burner	e-MatriX Burner
Exterior dim. WxHxD in mm	1001 x 973 x 537
Fire display WxHxD in mm	847 x 650 x 351
Decoration	Log set
Interior	Back wall smooth steel
Heating element	Yes
Capacity (kW)	2(kW)

Line drawings e-MatriX





e-Matrix | 800/500 RD



e-Matrix | 800/500 ST





e-BoX

The electric Faber e-BoX series has been developed especially for true fire connoisseurs who are looking for a complete and 100% future-proof alternative to an atmospheric gas or wood fire, and who value a good price-quality ratio. The new Faber e-BoX series provides a unique solution for the full enjoyment of a swirling, atmospheric fire, without the traditional limitations that may be associated with a built-in gas or wood fire. For example, limitations because of the living environment (city), apartment blocks, the lack of a connection to the gas grid or a chimney, or because there is no room to build in a fire.



e-BoX: **... a surprising alternative**

The flame effect of the e-BoX built-in fires is once again thanks to a combination of rising cold water mist and special LED lights. A patented flame technology, inspired by the trendsetting e-MatriX series but in a slightly toned down version. The flame effect is convincing with naturally moving 'flames and smoke' that move freely and 100% safely up through the fireplace. Choose from a number of interior decorations. At the same time, the flame effect electricity consumption is comparable with that of room lighting and uses no more than a few litres of tap water a day, making it extremely economical and fully emission-free. Maintenance is minimal and the controls simply require the push of a button. Additional heating (max. 1kW) is also available for that really snug feeling near the fire.

The e-BoX series makes the choice of electric Faber fires broader than ever before.



e-BoX Burner

Top quality and unique

Faber is introducing a second electric burner for the e-BoX series, based on the burner of the e-MatriX. The flame effect is produced by the combination of cold-water mist and special LED lights - a patented invention. This unique combination produces a three-dimensional effect that looks convincingly like flames and smoke, swirling up through a decoration of logs, white pebbles or sparkling acrylic crystals. An ultra-thin flexible water hose and a regular socket are all that's needed for the connection. Another water supply option is to use a built-in reservoir and optional 'pump kit'.

Built-in heat

The e-BoX comes standard with a small additional heating unit with a maximum capacity of 1kW that is incorporated invisibly in the fire. The warm airflow is blown into the room through an opening in the pane. The controls are integrated in the remote control. Comfortable and controllable heat.

Interior decoration style

Delicious Datcha

This charming chalet is a retreat that is perfect for quiet reflection and relaxation. The interior is based on modern, subtle and natural materials.

e-BoX | 1000/450





e-BoX | 1000/450 I

Model	Front model
Burner	e-BoX Burner
Exterior dim. WxHxD in mm	1140 x 800 x 405
Fire display WxHxD in mm	1032 x 368
Decoration (option)	Log set White pebbles Acrylic Ice
Interior	Back wall smooth steel
Heating element	Yes
Capacity (kW)	1.0 (kW)

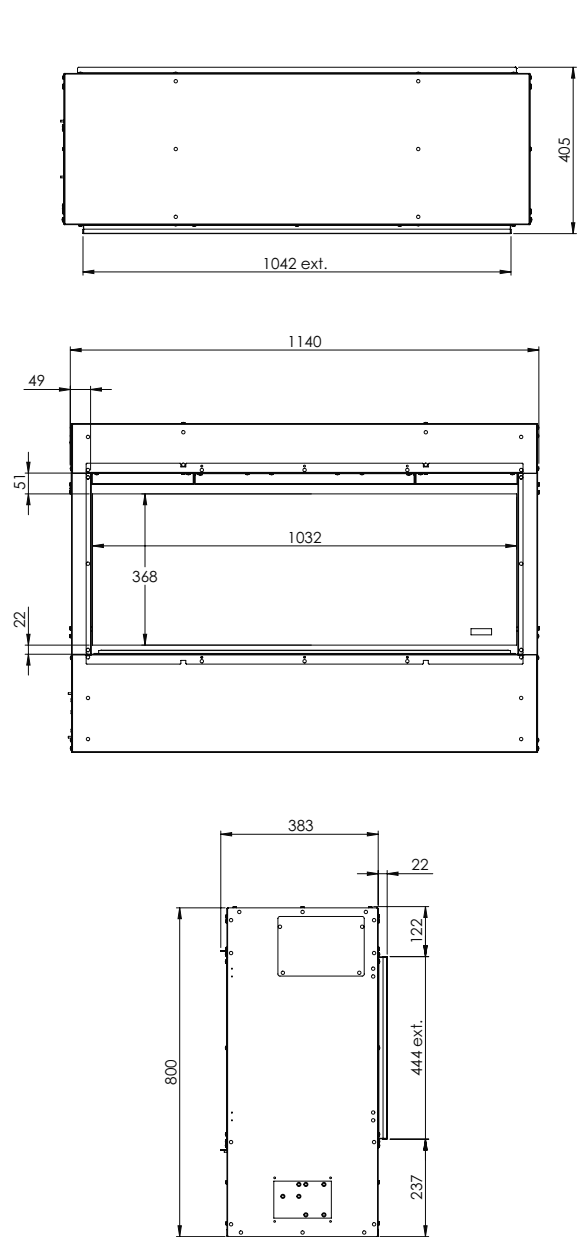


e-BoX | 1000/450 ST

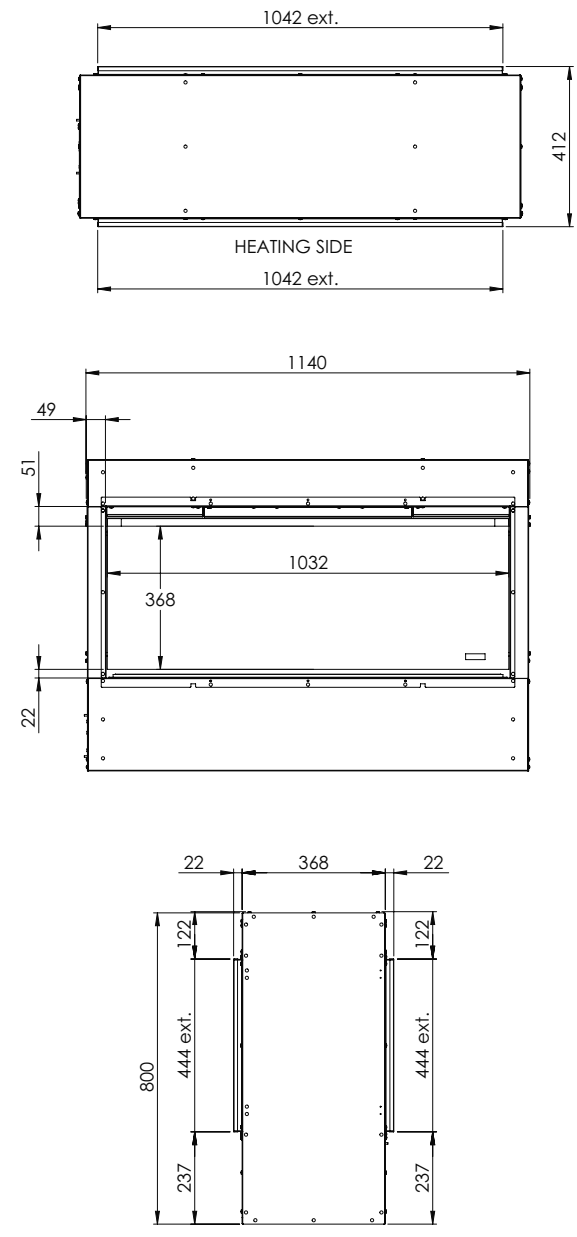
Model	See-through
Burner	e-BoX Burner
Exterior dim. WxHxD in mm	1140 x 800 x 412
Fire display WxHxD in mm	1032 x 368
Decoration (option)	Log set White pebbles Acrylic Ice
Interior	Back wall smooth steel
Heating element	Yes
Capacity (kW)	1.0 (kW)



Line drawings e-BoX



e-BoX | 1000/450 I



e-BoX | 1000/450 ST

e-MatriX

Dimensions		Burner	Decoration options (choice)			Lighting (at a surcharge)	
Exterior dim. WxHxD in mm	Fire display WxHxD in mm		Log set	White Pebbles	Acrylic Ice	Top light	Bottom light

Mood

e-MatriX 800/500 I	878 x 858 x 535	800 x 500	e-MatriX Burner	O	O	O	O	O
e-MatriX 800/500 II	940 x 858 x 535	824 x 500 x 351	e-MatriX Burner	O	O	O	O	O
e-MatriX 800/500 III	1001 x 858 x 535	847 x 500 x 351	e-MatriX Burner	O	O	O	O	O
e-MatriX 800/500 RD	1012 x 870 x 553	820 x 500 x 396	e-MatriX Burner	O	O	O	O	O
e-MatriX 800/500 ST	956 x 870 x 549	800 x 500	e-MatriX Burner	O	O	O	O	O
e-MatriX 800/650 I	878 x 1008 x 535	800 x 650	e-MatriX Burner	O	O	O	O	O
e-MatriX 800/650 II	940 x 1008 x 535	824 x 650 x 351	e-MatriX Burner	O	O	O	O	O

Linear

e-MatriX 1050/400 I	1128 x 755 x 537	1050 x 400	e-MatriX Burner	O	O	O	O	O
e-MatriX 1050/400 II	1190 x 755 x 537	1074 x 400 x 351	e-MatriX Burner	O	O	O	O	O
e-MatriX 1050/400 III	1251 x 755 x 537	1097 x 400 x 351	e-MatriX Burner	O	O	O	O	O
e-MatriX 1300/400 I	1378 x 755 x 537	1300 x 400	e-MatriX Burner	O	O	O	O	O
e-MatriX 1300/400 II	1440 x 755 x 537	1324 x 400 x 351	e-MatriX Burner	O	O	O	O	O
e-MatriX 1300/400 III	1501 x 755 x 537	1377 x 400 x 351	e-MatriX Burner	O	O	O	O	O

e-MatriX 800/500 I	878 x 823 x 537	800 x 500	e-MatriX Burner	●	-	-	-	-
e-MatriX 800/500 II	940 x 823 x 537	824 x 500 x 351	e-MatriX Burner	●	-	-	-	-
e-MatriX 800/500 III	1001 x 823 x 537	847 x 500 x 351	e-MatriX Burner	●	-	-	-	-
e-MatriX 800/500 RD	1010 x 835 x 549	822 x 500 x 396	e-MatriX Burner	●	-	-	-	-
e-MatriX 800/500 ST	956 x 835 x 548	800 x 500	e-MatriX Burner	●	-	-	-	-
e-MatriX 800/650 I	878 x 973 x 537	800 x 650	e-MatriX Burner	●	-	-	-	-
e-MatriX 800/650 II	940 x 973 x 537	824 x 650 x 351	e-MatriX Burner	●	-	-	-	-
e-MatriX 800/650 III	1001 x 973 x 537	847 x 650 x 351	e-MatriX Burner	●	-	-	-	-

● = standard
O = optional
- = not available

Heating	Interior		Noise	Inset depth	Remote control		Options (at a surcharge)		Capacity
Heat element	Back wall smooth steel	Black glass back wall	Audio module	50mm	Remote control	App	Non-reflective glass	Wall bracket	capacity in kW

●	●	○	●	●	●	●	○	○	2.0
●	●	○	●	●	●	●	○	○	2.0
●	●	○	●	●	●	●	○	○	2.0
●	●	○	●	●	●	●	○	○	2.0
●	●	○	●	●	●	●	○	○	2.0
●	●	○	●	●	●	●	○	○	2.0
●	●	○	●	●	●	●	○	○	2.0

●	●	○	●	●	●	●	○	○	2.0
●	●	○	●	●	●	●	○	○	2.0
●	●	○	●	●	●	●	○	○	2.0
●	●	○	●	●	●	●	○	○	2.0
●	●	○	●	●	●	●	○	○	2.0
●	●	○	●	●	●	●	○	○	2.0

●	●	-	●	●	●	-	-	○	2.0
●	●	-	●	●	●	-	-	○	2.0
●	●	-	●	●	●	-	-	○	2.0
●	●	-	●	●	●	-	-	○	2.0
●	●	-	●	●	●	-	-	○	2.0
●	●	-	●	●	●	-	-	○	2.0
●	●	-	●	●	●	-	-	○	2.0
●	●	-	●	●	●	-	-	○	2.0

e-BoX

	Dimensions						Burner	Decoration options			Lighting			
	Exterior dim. WxHxD in mm			Fire display WxHxD in mm				Log set	White Pebbles	Acrylic Ice	Top light	Bottom light		
e-BoX 1000/450 I	1140	x	800	x	405	1032	x	368	e-BoX burner	O	O	O	-	-
e-BoX 1000/450 ST	1140	x	800	x	412	1032	x	368	e-BoX burner	O	O	O	-	-

	Heating	Interior		Noise	Remote control		Options (at a surcharge)		Capacity
	Heat element	Back wall smooth steel	Black glass back wall	Audio module	Remote control	App controls	Non-reflective glass	Wall bracket	Capacity in kW
e-BoX 1000/450 I	●	●	-	●	●	-	-	-	1.0
e-BoX 1000/450 ST	●	●	-	●	●	-	-	-	1.0

- = standard
- O = optional
- = not available



The Faber specialist is pleased to help you!

Want to enrich your house with a Faber fireplace, but how? Would you like an inspirational design that suits all your wishes and requirements? Faber has a network of selected fire specialists who are here to help. Committed and experienced enthusiasts who are familiar with the possibilities of Faber fires, and who have various Faber models on display. They are keen to advise and to consider how you can translate your personal wishes into an appealing and attractive interior design. They also deal with professional installation. Check the Faber website for a Faber specialist near you.

Draw your dream fire

To measure is to know

All our Faber fireplaces are included in the well-known online design software known as 'SketchUp' and 'PaletteCad'. Would you like to start lending shape to your idea? Check out www.sketchup.nl and www.palettecad.info/ontwerpen/

Your nearest Faber dealer, who can be found via www.faberfires.com, will help you to complete your design.

Your dealer:

Disclaimer

We have produced this publication with the greatest possible care. However the information, including drawings, in this publication may be represented incorrectly, it may have changed or been supplemented. This publication is subject to change. Glen Dimplex Benelux BV is not responsible for the consequences of actions, decisions or results that are solely based on the information in this publication. We emphasise that the correct installation and safe operation should be in accordance with the applicable rules and regulations, the manual, and the expertise and advice of an expert. The photos in this publication only represent examples of possible configurations. Whilst stocks last. Our terms and conditions of delivery are available upon request.



Saturnus 8, NL-8448 CC Heerenveen
PO Box 219, NL-8440 AE Heerenveen

t +31 513 656 500
e info@faberfires.com

faberfires.com

@faberhaarden



FaberInternational



Proud brand of

GlenDimplex
FLAME EUROPE

